

Dump slope stability analysis using artificial intelligence

The fourth industrial revolution has introduced several rapidly progressive technologies like big data analytics, the internet of things, simulation, autonomous robots, cloud computing and artificial intelligence. It has reduced the effort and processing time in the manufacturing/production industry through new emerging technologies. In this study, artificial intelligence has been adopted to forecast the stability of multi bench dump slope structure with ease and minimum interval. The supervised machine learning method-based Decision Tree, Gradient Boosting, Multi-variate Nonlinear, Random Forest and Support Vector Machine soft computing models are deployed to assess the dump slope stability. Numerical modelling has been used to generate error-free datasets for the training and testing of models. Hyperparameter tuning has been done to optimize the performance of the machine learning models. The performance of the models has been analyzed based on the Coefficient of Determination and the Root Mean Square error. The study outcomes reveal that the Multivariate Nonlinear regression model predicts the stability of dump slope structure with better accuracy for the considered datasets. It yields a coefficient of determination of 95.4%, while the root mean square error is only 4.6%.

Keywords: Dump slope stability, industry 4.0, numerical modelling, artificial intelligence

1.0 Introduction

The contribution of opencast mines has increased significantly from 89.70 to 94.44% of the total coal production in our country during the period of 2010 to 2020 (Provisional Coal Statistics Report 2020). The volume of overburden (OB) has also generated in huge volume, and it has been increased from 1038.02 to 1754.06 million cubic meters during the same period. Timely acquisition of land and urbanisation have raised the problem of OB dumping space. Hence, safe dumping of such huge OB and maintenance of giant dump slope structure in a limited space is a significant

challenge for the mine operators.

Waste dump of Dagushan Iron Mine, China and Goonyella mine, Australia, failed due to clay and moisture-sensitive material at the basement of dump structure, respectively (Wang and Chen, 2016; Richards et al., 1981). Ouyang et al. (2017) observed that excess pore water pressure could cause a dynamic process of the landslide during the construction of a waste landfill at Guangming, Shenzhen, China. Seasonal fluctuations of the porewater pressure caused instability in the waste dump of European lignite mines (Rahardjo et al., 2007; Rahimi et al., 2010). Several internal (like the geometry of dump structure and geotechnical properties of dump material) and external (like seismicity, rainfall, surcharge loading) factors affect the stability of dump slope structure. Some of the major accidents due to dump slope failure which caused environmental damage and significant loss of life, production and machinery like Aberfan, Wales, UK (1966), Buffalo Creek, USA (1972), Quintette Mmtot, BC, Canada (1985), Guangming, Shenzhen, China (2015), Rajmahal, ECL, India (2016) (Bishop, 1973; Fahey et al., 2002; Blight and Fourie, 2005; Ouyang et al., 2017; Zhan et al., 2018; Satyanarayana et al., 2017). Therefore, dump slope stability analysis has become a central attention point for the mine management to avoid losses due to dump slope instability.

Initially, the limit equilibrium method was proposed to analyze the stability of slope structure. Several versions of limit equilibrium based methods are present, like Fellenius, 1936; Janbu, 1954; Bishop, 1955; Morgenstern and Price, 1965; Spencer, 1967; Generalized Limit Equilibrium (Lam and Fredlund, 1993) and two wedge model (Ulusay et al., 1996). These methods are widely used due to their accuracy, simplicity and speed (Duncan et al., 2014). However, it possesses several shortcomings. For example, it has limited applicability with regard to complex slope structures. It also disregards the level of compaction and the stress strain distribution, thus estimating unrealistic FoS in spite of lateral movements (Pasternack and Gao, 1988; Low, 1997; Pascoe et al., 1998; Abramson et al., 2002).

Currently, numerical modelling is used as a primary tool to overcome the shortcomings of the limit equilibrium method. Although it involves complex and repetitive computation processes with prolonged solution time, it provides accurate

Messrs. Gagan Gupta, Research Scholar, Sanjay K Sharma, Professor and Former Head and GSP Singh, Associate Professor, Department of Mining Engineering, Indian Institute of Technology (Banaras Hindu University), Varanasi 221005, India, E-mail: gagangupta.rs.min18@itbhu.ac.in / sksharma.min@itbhu.ac.in / gspsingh.min@itbhu.ac.in

results with insight into the associated phenomena. It is expensive as well and requires sound knowledge to perform the analysis (Abdalla et al., 2015; Koopialipoor et al., 2019). In recent years, several slope stability problems have been assessed through artificial intelligence with high accuracy (Lin et al., 2018; Ferentinou and Fakir, 2018; Feng et al., 2018; Kothari and Momayez, 2018; Nguyen et al., 2020).

In contrast to the above, data driven analysis methods are less time consuming, robust, flexible and inexpensive (Das et al., 2011; Erzin and Cetin, 2013; Tinoco et al., 2018). Koopialipoor et al. (2019) analyzed the stability of homogeneous slope structures in static and dynamic conditions with hybrid soft computing methods. Artificial neural network (ANN) method was combined with imperialist competitive algorithm (ICA), genetic algorithm (GA), particle swarm optimization (PSO) and artificial bee colony (ABC). The PSO-ANN model possessed the highest accuracy compared to other models. Qi and Tang (2018) evaluated the stability of slope structure using logistic regression (LR), decision tree (DT), random forest (RF), gradient boosting (GrdB), support vector machines (SVM) and multilayer perceptron (MLP) neural network. The study showed that cohesion was an influential primary variable, and the SVM model predicted the stability of slope structure with the highest precision. Kwag et al. (2020) adopted SVM, ANN and Gaussian Process Regression (GPR) to assess the seismic performance of slope structure. It was observed that the difference between the SVM and the nonlinear regression analysis methods was negligible. Moreover, there was a significant improvement in the performance of ANN and GPR, but GPR was relatively more accurate than ANN. Moayedi et al. (2019) examined slope stability through multiple linear regression (MLR), multilayer perceptron (MLP) neural network, radial basis function (RBF) regression, improved SVM using a sequential minimal optimisation algorithm, lazy K-nearest neighbour (KNN), random forest (RF) and random tree models. The coefficient of determination, mean absolute error, root mean square error, relative absolute and root relative squared errors were used to evaluate the efficiency of models. The result showed that RF had the highest predictability than other intelligent models. Numerous soft computing methods have also been successfully applied to assess the stability of slope structures like extreme learning machine, least squares support vector classification, functional networks, naive bayes, chaotic neural network, feed forward neural network, back propagation neural network, adaptive neuro-fuzzy inference system (Samui, 2013; Tinoco et al., 2018; Feng et al., 2018).

In this study, the stability of the multibench dump slope structure is assessed through supervised machine learning methods. Decision tree (DT), gradient boosting (GrdB), multivariate nonlinear (MNL), RF and SVM soft computing models are used for regression analysis. The performance of each model is evaluated based on the coefficient of

determination, and root mean square error. The stability state of the dump slope structure (i.e., FoS) is considered as a dependent feature, and geotechnical parameters (density, cohesion, friction angle) and geometrical parameters (total dump height, bench height, bench width, bench slope angle) are assigned as independent features. Response of the models is enhanced by generating accurate datasets using numerical modelling and model optimisation through hyper parameter tunnelling.

2.0 Artificial intelligence

Artificial intelligence (AI) enables the machine, especially computer systems, to perform intellectual tasks like humans by simulating human intelligence in the machine. It helps the machine to learn from the experience. AI can perform several tasks, like learning, planning, reasoning, perception, speech recognition, forecasting, and so on. In this study, AI has been used to predict the stability of dump slope structure using DT, GrdB, MNL, RF and SVM soft computing methods.

Each soft computing model possesses a unique way to establish the relationship between dependent and independent features. The decision tree forecasts the value of the dependent feature by identifying and establishing rules inferred from the whole datasets. Based on 'if' and 'else' conditions, the working area datasets are divided into treelike structures. DT predicts the dependent features with accuracy at the optimum number of branches of trees (Yeon et al., 2010; Gupta et al., 2019). The gradient boosting model combines many weak models and strengthen them to provide a strong model. Bias or variance of the weak model is reduced by boosting the process (Kotu and Deshpande, 2015). The multivariate nonlinear model uses the least square technique with the minimisation of the sum of errors. This model establishes the relationship between dependent and independent parameters (Moayedi et al., 2019). Random forest consists of several DT model and its prediction is based on the most forecasted output level of the base trees (Gashler et al., 2009; Wu et al., 2014). The support vector model identifies the hyperplane by transforming the original input space into a higher dimensional feature space to forecast the results (Bui et al., 2016; Bui et al., 2019).

3.0 Methodology

Strength reduction method based FLAC 2D software was utilised to generate the errorfree datasets for the training and testing of soft computing models. Total 158 multi bench dump slope structures were simulated. Datasets were divided in the proportion of 7:3 where 70% of datasets were used for training the model and 30% of the datasets were used to test the model performance. Coefficient of determination and root mean square error were the base parameters to examine the performance of models. The coefficient of determination (R^2) measures the variation in the dependent parameter that can be accounted by the model. It can range from 0 to 1. Generally,

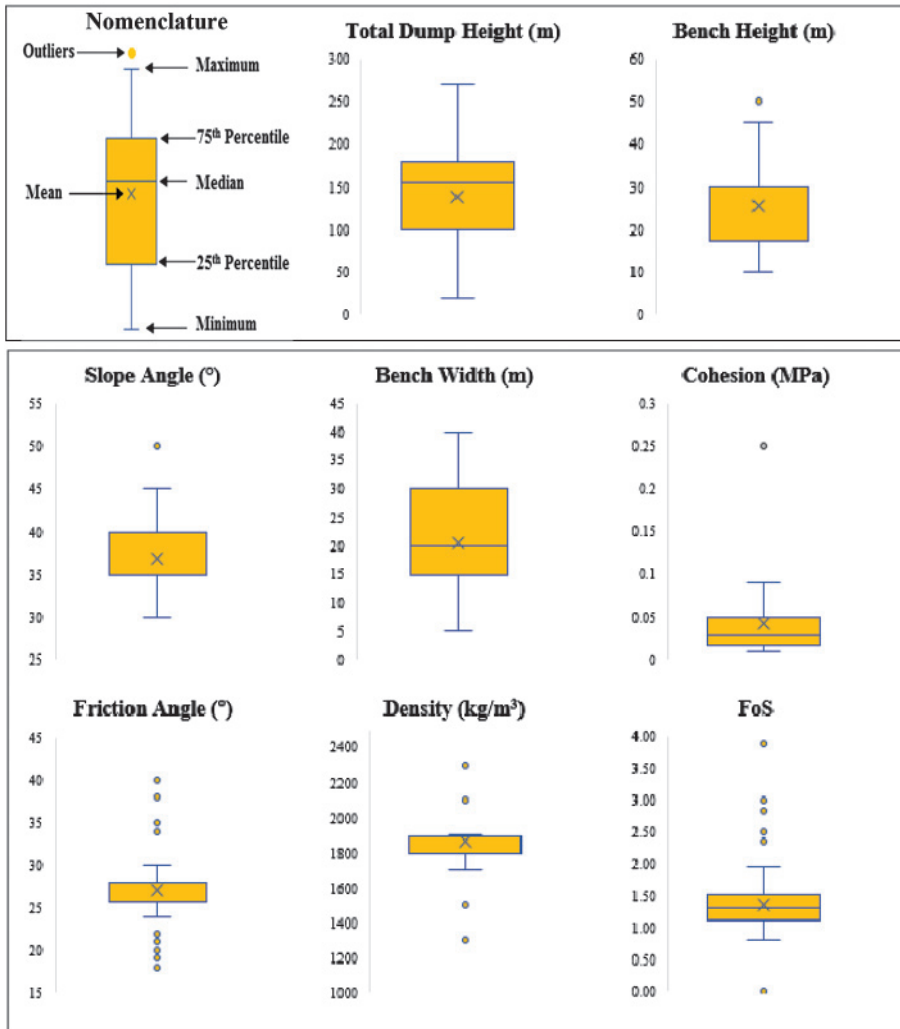


Fig.1: Distribution summary of input and output features

it is observed that the model predicts the dependent parameter precisely when the R^2 value is closer to 1. Root mean square error (RMSE) shows the average error between the actual and the indicated value.

4.0 Results

Total dump height, bench height, bench slope angle and bench width were considered in geometrical parameters and cohesion, internal angle of friction and density were included in geotechnical parameter. The geotechnical and geometrical parameters were the independent features and FoS was the dependent feature. The range and distribution of each feature are shown in Fig.1 in the form of a box plot. The minimum, maximum, different percentiles, mean, median and outliers of each parameter are shown in the box plot. Total dump height and bench width are free from outliers, while bench height, slope angle, and cohesion have only one outlier. However, friction angle, density and FoS have significant outliers.

DT, GrdB, MNL, RF and SVM supervised machine learning

models were trained through 70% of datasets, and the performance of each model was evaluated using the remaining 30% of datasets by comparing the difference between actual and predicted value. Fig.2 shows that MNL has the highest R^2 value (i.e. 95.4%) followed by SVM, GrdB, RF and DT, respectively. The difference between the actual and predicted value is high in DT model and low in MNL model, as shown in Fig.3. GrdB, RF and SVM have a high percentage of error compared to MNL.

Figs.4 to 8 show the difference between the actual and predicted value of FoS in testing datasets of different machine learning models. In DT (Fig.4) and RF (Fig.7), the predicted value coincided with the actual value in very few cases only. The prediction capability improved to some extent in the case of GrdB and SVM (Fig.5 and 8). The MNL model forecasted the FoS value closer to the actual value than the other models (Fig.6). All these plots indicated that the proportion of underestimated values was higher than overestimated values against the actual values of the FoS. In DT and SVM, the proportion of underestimated values were slightly higher, whereas, in GrdB and RF, very few cases were

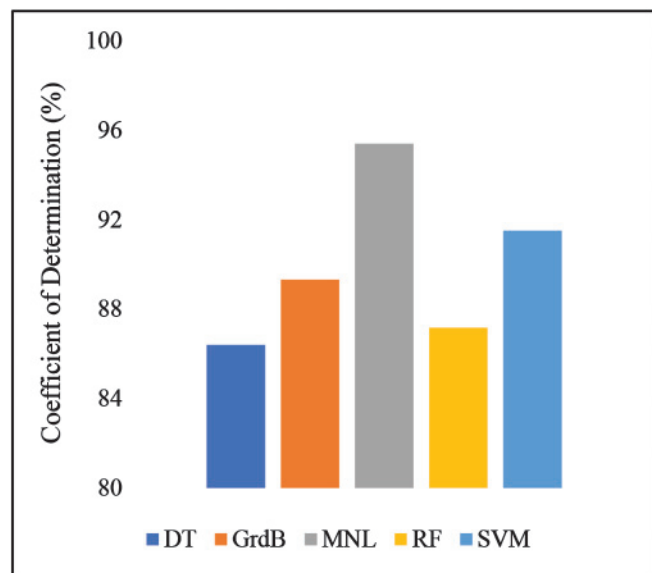


Fig.2: Coefficient of determination of machine learning models

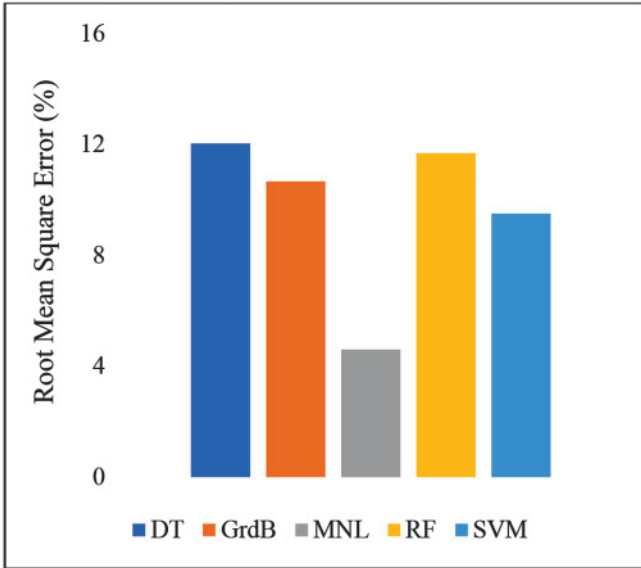


Fig.3: Root mean square error of machine learning models

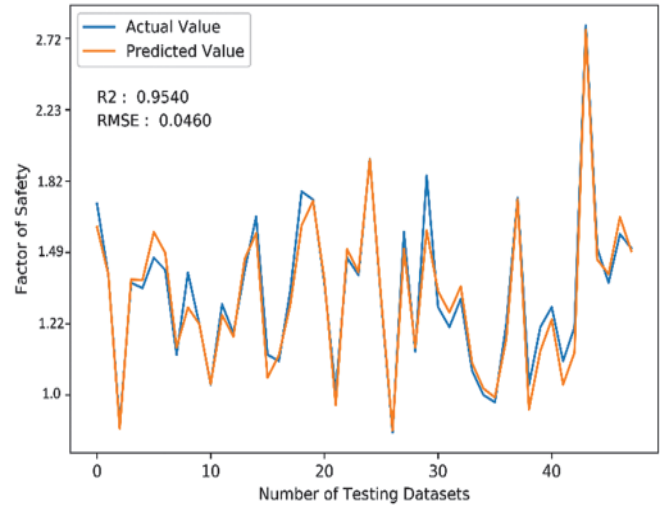


Fig.6: Multivariate nonlinear based actual vs prediction value

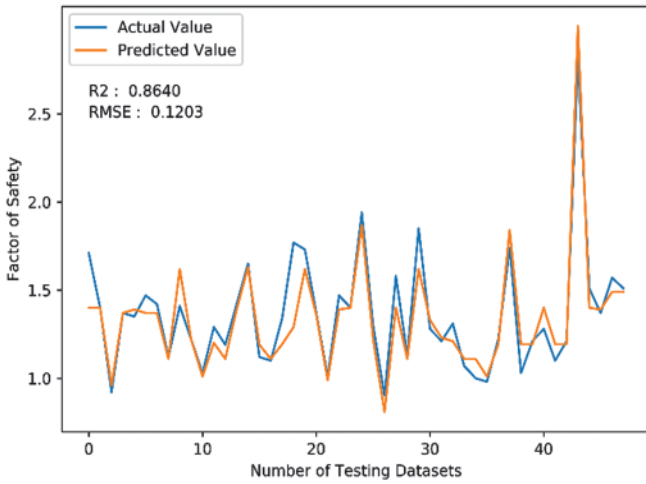


Fig.4: Decision tree based actual vs. prediction value

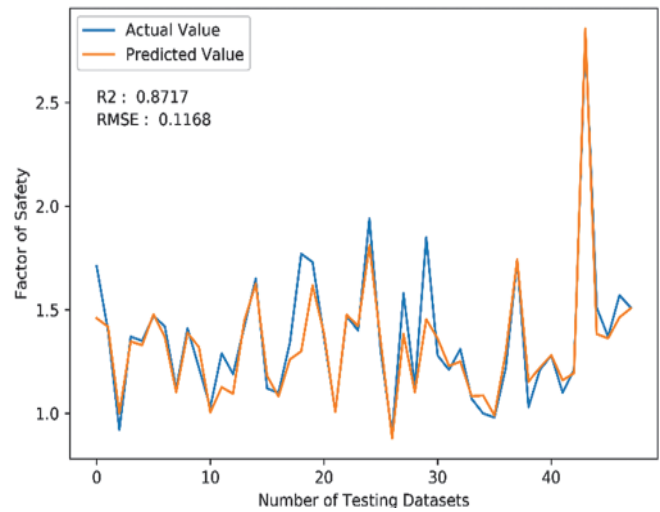


Fig.7: Random forest based actual vs prediction value

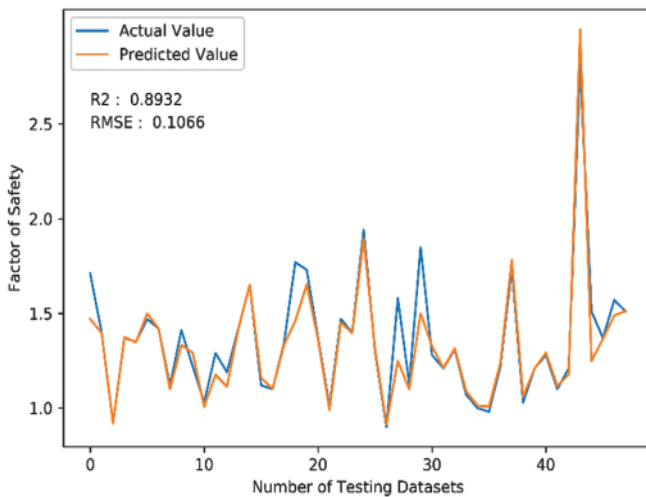


Fig.5: Gradient boosting based actual vs prediction value

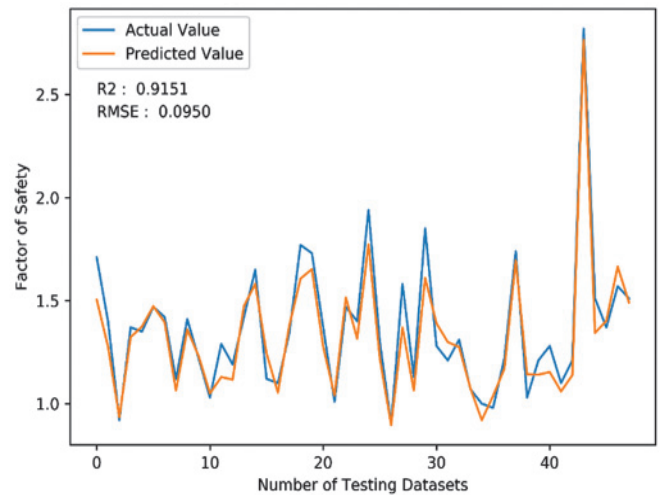


Fig.8: Support vector based actual vs prediction value

TABLE 1: OPTIMAL HYPERPARAMETERS OF CLASSIFIERS

Machine learning models	Hyper parameters		
DT			Max depth = 20
GrdB	Learning rate = 0.3	n_estimators= 90	Max Depth = 4
RF	Max depth = 12	n_estimators = 10	
SVM	C = 4	Gamma = scale	Kernel = rbf epsilon=0.1

overestimated. In MNL, both overestimated and underestimated values were present, but significant predictions coincided with the actual value.

The performance of each soft computing model was optimised through hyper parameter tuning. Table 1 shows some of the major governing hyper parameters of DT, GrdB, RF and SVM models. The remaining hyper parameters, including the MNL model, were set to their default value. Max depth is the depth of a tree where all leaves are pure. The learning rate shrinks the contribution of each tree. The n_estimators provide the number of boosting stage during the analysis process. The kernel is used to solve the lower dimension data into higher dimension due to a set of mathematical function. “C” is the regularisation factor. Epsilon specifies the epsilon tube where no penalty occurs during the training loss function with points forecasted within a distance epsilon from the actual value.

5.0. Discussion

Scientific studies regarding the stability analysis of dump slope structure are continuously evolving to avoid instability and provide accurate results in minimum time with less effort. Currently, numerical simulation provides the result with more accuracy and insight. However, it is a time consuming, expensive analysis method and requires sound knowledge. Therefore, in alignment with the digital transformation of the production industry and value creation process, this study has generated error free datasets through numerical modelling analysis method and forecasted the stability of multi bench dump slope structure using artificial intelligence. It was noted that total dump height and bench width furnishes additional insight into the instability analysis of giant dump slope structures (Gupta et al., 2018 and 2019). Consequently, total dump height and bench width parameters were also incorporated along with the already proven stability governing parameters (bench height, bench slope angle, cohesion, density and friction angle) (Lin et al., 2018; Qi and Tang, 2018; Luo et al., 2019; Chebrolu et al., 2020). The application of artificial intelligence reduced the analysis time significantly compared to numerical modelling. All machine learning models performed well with a minor error. The performance of the model depends on the accuracy of training datasets. In addition to this, hyper parameter tuning plays a crucial role in deciding the optimal performance of the model.

6.0 Conclusions

In this study, the stability of the multi bench dump slope structure has been assessed using the supervised machine learning method. Total dump height, bench width, bench height, bench slope angle, cohesion, friction angle and density parameters have been considered for instability analysis. Among the DT, GrdB, MNL, RF and SVM soft computing models, MNL and SVM had a coefficient of determination of more than 90%, but the error of SVM was twice the error of MNL. DT model had the lowest R² and RMSE value. Therefore, MNL soft computing method is suggested as an efficient model to forecast the instability of multi bench dump slope structure for the considered range of input parameters and analysis method. This trained soft computing model function can be used to assess the stability of the dump slope structure with ease.

7.0 Acknowledgements

This research work was supported by the Department of Mining Engineering of the Indian Institute of Technology (Banaras Hindu University), Varanasi 221005, India.

8.0 References

1. Abdalla, J.A., Attom, M.F., Hawileh, R. (2015): Prediction of minimum factor of safety against slope failure in clayey soils using artificial neural network. *Environ Earth Sci* 73(9):5463-5477. <https://doi.org/10.1007/s12665-014-3800-x>
2. Abramson, L.W., Lee, T.S., Sharma, S., Boyce, G.M. (2002): *Slope Stability and Stabilization Methods*, 2nd Edition. John Wiley & Sons, Inc., New York.
3. Bishop, A.W.(1955): The use of the slip circle for the stability analysis of slopes. *Geotechnique* 5(1), 7–17
4. Bishop, A.W.(1973): The stability of tips and spoil heaps. *Q. J. Eng. Geol.* 6(3 & 4), 335–376.
5. Blight, G.E., Fourie, A.B. (2005): Catastrophe revisited - Disastrous flow failures of mine and municipal solid waste. *Geotech. Geol. Eng.* 23, 219–248. <https://doi.org/10.1007/s10706-004-7067-y>.
6. Bui, D.T., Moayedi, H., Gör, M., Jaafari, A., Foong, L.K.(2019): Predicting Slope Stability Failure through Machine Learning Paradigms. *ISPRS Int J Geo-Information* 8(9):395 <https://doi.org/10.3390/ijgi8090395>

7. Bui, D.T., Tuan, T.A., Klempe, H., Pradhan, B., Revhaug, I. (2016): Spatial prediction models for shallow landslide hazards: a comparative assessment of the efficacy of support vector machines, artificial neural networks, kernel logistic regression, and logistic model tree. *Landslides* 13(2):361-378 <https://doi.org/10.1007/s10346-015-0557-6>
8. Chebrolu, A., Sasmal, S.K., Behera, R.N., Das, S.K. (2020): Prediction of Factor of Safety For Slope Stability Using Advanced Artificial Intelligence Techniques. In: *Advances in Intelligent Systems and Computing*, Springer Verlag 949:173-181 https://doi.org/10.1007/978-981-13-8196-6_16
9. Das, S.K., Biswal, R.K., Sivakugan, N., Das, B. (2011): Classification of slopes and prediction of factor of safety using differential evolution neural networks. *Environ Earth Sci* 64(1):201-210 <https://doi.org/10.1007/s12665-010-0839-1>
10. Duncan, J.M., Wright, S.G., Brandon, T.L. (2014): *Soil strength and slope stability* (Wiley, New York).
11. Erzin, Y., Cetin, T. (2013): The prediction of the critical factor of safety of homogeneous finite slopes using neural networks and multiple regressions. *Comput Geosci* 51:305-313 <https://doi.org/10.1016/j.cageo.2012.09.003>
12. Fellenius, W. (1936): Calculation of the stability of earth dams. In: *Transactions, 2nd congress on large dams*, 4, 445.
13. Fahey, M., Newson, T.A., et al. (2002): Engineering with Tailings, Environmental Geotechnics, In: *Proceedings of L. G. deMello, M. A. A. Almeida (eds.), 4th ICEG*, Balkema, Lisse, Netherlands, 2, 947-973.
14. Feng, X., Li, S., Yuan, C., Zeng, P., Sun, Y. Prediction of Slope Stability using Naive Bayes Classifier. *KSCE J Civ Eng* 22(3):941-950 (2018). <https://doi.org/10.1007/s12205-018-1337-3>
15. Ferentinou, M., Fakir, M. (2018): Integrating Rock Engineering Systems device and Artificial Neural Networks to predict stability conditions in an open pit. *Eng Geol* 246:293-309. <https://doi.org/10.1016/j.enggeo.2018.10.010>
16. Gashler, M., Giraud-Carrier, C., Martinez, T. (2009): Decision Tree Ensemble: Small Heterogeneous Is Better Than Large Homogeneous. In: *Institute of Electrical and Electronics Engineers (IEEE)* 900-905. <https://doi.org/10.1109/icmla.2008.154>
17. Gupta G, Sharma SK, Singh G.S.P. (2019): An Improved Numerical Modelling Approach for Assessment of Instability in Large Overburden Dump Structures. In: *2nd Int Conf Opencast Min Technol Sustain NCL-Singrauli, India*. Published online 2019:121-126.
18. Gupta, G., Sharma, S.K., Singh, G.S.P. (2018): Assessment of Dump Structure Stability via Parametric Study Using Numerical Modeling, In: *Proceedings of the Recent Challenges in Mining Industry (RCMI-2018)*, CIMFR, Dhanbad, India, 103-112
19. Gupta, G., Sharma, S.K., Singh, G.S.P., Singh, S.K. (2019): Multiclass classification of overburden dump slope stability conditions deploying machine learning. *5th ISRM Young Sch Symp Rock Mech Int Symp Rock Eng Innov Futur YSRM 2019*, pp 462-466.
20. Janbu, N. (1954): Application of composite slip surface for stability analysis. In: *Proceedings of the European conference on stability of earth slopes*, Stockholm, Sweden, 43-49.
21. Koopialipoor, M., Armaghani, D. J., Hedayat, A., Marto, A., Gordan, B. (2019): Applying various hybrid intelligent systems to evaluate and predict slope stability under static and dynamic conditions. *Soft Comput* 23(14):5913-5929. <https://doi.org/10.1007/s00500-018-3253-3>.
22. Kothari, U.C., Momayez, M. (2018): Machine Learning: A Novel Approach to Predicting Slope Instabilities. *Int J Geophys*. <https://doi.org/10.1155/2018/4861254>
23. Kotu, V. (2015): *Deshpande, B. Predictive Analytics and Data Mining*. Morgan Kaufmann is an imprint of Elsevier 225 Wyman Street, Waltham, MA 02451, USA.
24. Kwag, S., Hahm, D., Kim, M., Eem, S. (2020): Development of a probabilistic seismic performance assessment model of slope using machine learning methods. *Sustain* 12(8):3269. <https://doi.org/10.3390/SU12083269>
25. Lam, L., Fredlund, D.G. (1993): A general limit equilibrium model for three-dimensional slope stability analysis. *Can. Geotech. J.* 30, 905-919.
26. Lin, Y., Zhou, K., Li, J. (2018): Prediction of slope stability using four supervised learning methods. *IEEE Access* 6:31169-31179. <https://doi.org/10.1109/ACCESS.2018.2843787>
27. Low, B.K. (1997): Reliability analysis of Rock Wedges. *J. Geotech. Geoenviron. Eng.* 123, 498-505.
28. Luo, Z., Bui, X.N., Nguyen, H., Moayedi, H. (2019): A novel artificial intelligence technique for analysing slope stability using PSO-CA model. *Eng Comput* 8:1-12. <https://doi.org/10.1007/s00366-019-00839-5>
29. Moayedi, H., Bui, D.T., Kalantar, B., Foong, L.K. (2019): Machine-learning-based classification approaches toward recognising slope stability failure. *Appl Sci* 9(21). <https://doi.org/10.3390/app9214638>
30. Morgenstern, N.R., Price, V.E. (1965): The analysis of the stability of general slip surfaces. *Géotechnique* 15(1), 79-93.

31. Nguyen, H., Drebenstedt, C., Bui, X.N., Bui, D.T. (2020): Prediction of Blast-Induced Ground Vibration in an Open-Pit Mine by a Novel Hybrid Model Based on Clustering and Artificial Neural Network. *Nat Resour Res* 29(2):691-709. <https://doi.org/10.1007/s11053-019-09470-z93>.
32. Ouyang, C., Zhou, K., Xu, Q., Yin, J., Peng, D. Wang, D., Li, W. (2017): Dynamic analysis and numerical modeling of the 2015 catastrophic landslide of the construction waste landfill at Guangming, Shenzhen, China. *Landslides* 14, 705–718. <https://doi.org/10.1007/s10346-016-0764-9>.
33. Pascoe, D.M., Pine, R.J., Howe, J.H. (1998): An extension of probabilistic slope stability analysis of china clay deposits using geostatistics. *Geol. Soc. Lond. Eng. Geol. Spec. Publ.* 15, 193–197 <https://doi.org/10.1144/GSL.ENG.1998.015.01.20>.
34. Pasternack, S.C., Gao, S. (1988): Numerical methods in the stability analysis of slopes. *Comput. Struct.* 30(3), 573–579. [https://doi.org/10.1016/0045-7949\(88\)90291-X](https://doi.org/10.1016/0045-7949(88)90291-X).
35. Provisional Coal Statistics (2020): Coal Directory of India, Government of India, Ministry of Coal, Coal Controller’s Organisation Kolkata. http://coalcontroller.gov.in/writereaddata/files/download/provisional_coal_stat/Provisional_Coal_Statistics_2019-20.pdf. Accessed 2 June 2021
36. Qi, C., Tang, X. (2018): Slope stability prediction using integrated metaheuristic and machine learning approaches: A comparative study. *Comput Ind Eng* 118:112-122. <https://doi.org/10.1016/j.cie.2018.02.028>
37. Rahardjo, H., Ong, T.H., Rezaur, R.B., Leong, E.C. (2007): Factors Controlling Instability of Homogeneous Soil Slopes under Rainfall. *J. Geotech. Geoenviron. Eng.* 133, 1532–1543. [https://doi.org/10.1061/\(asce\)1090-0241\(2007\)133:12\(1532\)](https://doi.org/10.1061/(asce)1090-0241(2007)133:12(1532))
38. Rahimi, A., Rahardjo, H., Leong, E.C. (2010): Effect of hydraulic properties of soil on rainfall-induced slope failure. *Comput. Geotech.* 114(3), 135–143.
39. Richards, B.G., Coulthard, M.A., Toh, C.T. (1981): Analysis of Slope Stability at Goonyella Mine. *Can. Geotech. J.* 18(2), 179–194. <https://doi.org/10.1139/t81-023>.
40. Samui, P. (2013): Support vector classifier analysis of slope. *Geomatics, Nat Hazards Risk* 4(1):1-12. <https://doi.org/10.1080/19475705.2012.684725>
41. Satyanarayana, I., Budi, G., Sen, P., Sinha, A.K. (2017): Stability evaluation of highwall slope in an opencast coal mine - A case study. *Model Meas. Control C* 78, 253–273. https://doi.org/10.18280/mmc_c.780301.
42. Spencer, E. (1967): A Method of analysis of the stability of embankments assuming parallel inter-slice forces. *Géotechnique* 17, 11–26.
43. Tinoco, J., Gomes Coreia, A., Cortez, P., Toll, D. (2018): Machine Learning Algorithms for Rock Cutting Slopes Stability Condition Identification. In: 7th Transport Research Arena TRA 2018, Vienna, Austria, pp 1-7.
44. Ulusay, R., Çaglan, D., Arıkan, F., Yoleri, M.F. (1996): Characteristics of biplanar wedge spoil pile instabilities and methods to improve stability. *Can. Geotech. J.* 33, 58–79.
45. Wang, J., Chen, C. (2016): Stability analysis of slope at a disused waste dump by two-wedge model. *Int. J. Mining Reclam. Environ.* 0930, 1–14. <https://doi.org/10.1080/17480930.2016.1270498>.
46. Wu, X., Ren, F., Niu, R. (2014): Landslide susceptibility assessment using object mapping units, decision tree, and support vector machine models in the Three Gorges of China. *Environ Earth Sci* 71(11):4725-4738. <https://doi.org/10.1007/s12665-013-2863-4>
47. Yeon, Y.K., Han, J.G., Ryu, K.H., (2010): Landslide susceptibility mapping in Injae, Korea, using a decision tree. *Eng. Geol.* 116, 274–283. <https://doi.org/10.1016/j.enggeo.2010.09.009>.
48. Zhan, L., Zhang, Z., Chen, Y., et al., (2018): The 2015 Shenzhen catastrophic landslide in a construction waste dump: Reconstitution of dump structure and failure mechanisms via geotechnical investigations. *Eng. Geol.* 238, 15–26. <https://doi.org/10.1016/j.enggeo.2018.02.019>.

SELECTION OF MODE OF TANDEM DRAGLINE OPERATIONS BY UTILIZING 3-DIMENSIONAL COMPUTER GRAPHICS BALANCING DIAGRAM: A CASE STUDY

(Continued from page 123)

7. Hrebar, M.J. and Cook, H.C. (1987): Estimating dragline productivity using a graphic microcomputer program, *International Journal of Surface Mining*, Vol.1, p.251-255.
8. Learmont, T. (1989): The Walking Dragline and its Application.
9. N. Kishore, Ph.D. Thesis “Planning of Tandem Dragline Operation in Opencast Mines”, 2004, IIT BHU.
10. Rai P., Kishore N. and Nath R. (1999): Effects of Cut Width on Performances of Dragline Operating in Horizontal Tandem - A Case Study. *Coal International Mining and Quarry World*, Vol. 257, No.6, pp. 216-220.
11. Rzhovsky, V.V. (1987): “Opencast Mining Technology and Integrated Mechanization”, Mir Publishers, Moscow.